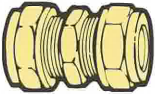

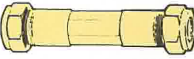
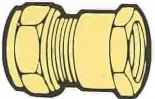
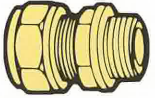







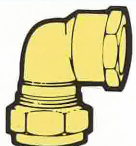



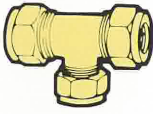

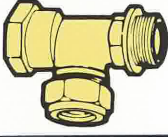




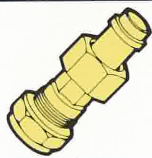



STRAIGHT COUPLINGS	Brass	DZR* (Prefix DR)	Chromium Plated Brass (Suffix CP)
 <p>40 Straight Coupling Copper x copper</p>	<p>8mm 22mm 10mm 22 x 15mm 10 x 8mm 28mm 12mm 28 x 15mm 15mm 28 x 22mm 15 x 8mm 35mm 15 x 10mm 42mm 15 x 12mm 54mm 18mm 18 x 15mm</p>	<p>15mm 22mm 28mm 35mm 42mm 54mm</p>	<p>15mm 22mm 28mm</p>
 <p>40CO Crossover Coupling Copper x copper</p>	<p>15mm 18mm 22mm 28mm</p>		
 <p>40R Repair Coupling 100mm long (slip) copper x copper</p>	<p>15mm</p>		
 <p>41 Straight Coupling Copper x female iron</p>	<p>8mm x 1/4" 22mm x 1/2" 10mm x 1/4" 22mm x 3/4" 10mm x 3/8" 22mm x 1" 10mm x 1/2" 28mm x 3/4" 15mm x 1/4" 28mm x 1" 15mm x 3/8" 35mm x 1 1/4" 15mm x 1/2" 42mm x 1 1/2" 15mm x 3/4" 54mm x 2"</p>	<p>15mm x 1/2" 15mm x 3/4" 22mm x 3/4" 22mm x 1" 28mm x 1" 28mm x 1" 35mm x 1 1/4" 42mm x 1 1/2" 54mm x 2"</p>	<p>15mm x 1/2" 22mm x 3/4" 28mm x 1"</p>
 <p>42 Straight Coupling Copper x male iron</p>	<p>8mm x 1/4" 22mm x 1/2" 10mm x 1/4" 22mm x 3/4" 10mm x 3/8" 22mm x 1" 10mm x 1/2" 28mm x 1/2" 12mm x 1/2" 28mm x 3/4" 15mm x 1/4" 28mm x 1" 15mm x 3/8" 28mm x 1 1/4" 15mm x 1/2" 35mm x 1" 15mm x 3/4" 35mm x 1 1/4" 18mm x 1/2" 42mm x 1 1/2" 18mm x 3/4" 54mm x 2"</p>	<p>15mm x 1/2" 22mm x 3/4" 22mm x 1" 28mm x 1" 35mm x 1 1/4" 42mm x 1 1/2" 54mm x 2"</p>	<p>15mm x 1/2" 22mm x 3/4" 28mm x 1"</p>
 <p>42W Straight Coupling Copper x male iron 38mm (1 1/2") screw with backnut</p>	<p>15mm x 1/2" 22mm x 3/4" 28mm x 1"</p>		
 <p>83 Straight Coupling with Draincock* (Type B) Copper x copper</p>	<p>15mm</p>		


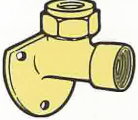






* Not Kitemarked

ELBOWS	Brass	DZR* (Prefix DR)	Chromium Plated Brass (Suffix CP)
 <p>44 Elbow Copper x copper</p>	8mm 28mm 10mm 28 x 15mm 12mm 28 x 22mm 15mm 35mm 18mm 42mm 22mm 54mm 22 x 15mm	15mm 22mm 28mm 35mm 42mm 54mm	15mm 22mm 28mm 35mm
 <p>45 Elbow Copper x male iron</p>	10mm x 3/8" 22mm x 1" 12mm x 3/8" 28mm x 1" 12mm x 1/2" 35mm x 1 1/4" 15mm x 1/2" 42mm x 1 1/2" 22mm x 1/2" 54mm x 2" 22mm x 3/4"	15mm x 1/2" 15mm x 3/4" 22mm x 3/4" 22mm x 1" 28mm x 1"	15mm x 1/2"
 <p>45SD Slow Bend with Draincock* Copper x male iron</p>	22mm x 3/4" 28mm x 1" Type A draincock		
 <p>45TP Elbow with Taper Thread Copper x male iron (ISO7-R)</p>	15mm x 1/2"		
 <p>45W Elbow Copper x male iron 38mm (1 1/2") screw with backnut</p>	22mm x 3/4"	28mm x 1"	
 <p>46 Elbow Copper x female iron</p>	15mm x 3/8" 22mm x 1" 15mm x 1/2" 28mm x 3/4" 15mm x 3/4" 28mm x 1" 18mm x 1/2" 35mm x 1 1/4" 22mm x 1/2" 42mm x 1 1/2" 22mm x 3/4" 54mm x 2"	15mm x 1/2" 22mm x 3/4" 22mm x 1" 28mm x 1"	15mm x 1/2"
TEES			
 <p>50 Equal Tee All ends for copper</p>	8mm 35mm 10mm 42mm 15mm 54mm 18mm 22mm 28mm	15mm 22mm 28mm 35mm 42mm 54mm	15mm 22mm 28mm
 <p>50A Tee – Both Ends Reduced All ends for copper</p>	15 x 22mm	22 x 28mm	
 <p>50B Tee – One End Reduced All ends for copper</p>	18 x 15mm 22 x 15mm 28 x 15mm 28 x 22mm		22 x 15mm 28 x 15mm 28 x 22mm

* Not Kitemarked

TEES	Brass	DZR* (Prefix DR)	Chromium Plated Brass (Suffix CP)
 <p>50C Tee – Branch Reduced All ends for copper</p>	22 x 15mm 28 x 15mm 28 x 22mm	22 x 15mm 42 x 28mm 28 x 15mm 42 x 35mm 28 x 22mm 54 x 15mm 35 x 15mm 54 x 22mm 35 x 22mm 54 x 28mm 35 x 28mm 54 x 35mm 42 x 15mm 54 x 42mm 42 x 22mm	22 x 15mm 28 x 15mm
 <p>50D Tee – One End Reduced & Branch Reduced All ends for copper</p>	18 x 15mm 22 x 15mm	22 x 15mm 28 x 22mm	22 x 15mm
 <p>51H Heater Tee Copper branch x female iron x male iron</p>	15mm x 1/2"		
 <p>52 Tee Copper x female iron end</p>	15mm x 1/2" 22mm x 1/2" 22mm x 3/4"		15mm x 1/2"
 <p>54 Tee Copper x female iron branch</p>	15mm x 1/2" 28mm x 1/2" 18mm x 1/2" 28mm x 3/4" 22mm x 1/2" 28mm x 1" 22mm x 3/4"		
TANK CONNECTORS			
 <p>35 Flanged Tank Connector Copper x flange and backnut</p>	15mm 35mm 22mm 42mm 28mm 54mm	15mm 35mm 22mm 42mm 28mm 54mm	
STOP ENDS			
 <p>37 Stop End Copper x blank end</p>	12mm 15mm 22mm 28mm	15mm 35mm 22mm 42mm 28mm 54mm	15mm
TAP CONNECTORS			
 <p>43 Straight Swivel Tap Connector Copper x union nut</p>	15mm x 1/2" 15mm x 3/4" 22mm x 3/4"	15mm x 1/2" 22mm x 3/4"	15mm x 1/2" 22mm x 3/4"
 <p>43B Bent Swivel Tap Connector Copper x union nut</p>	15mm x 1/2" 22mm x 3/4"	15mm x 1/2"	15mm x 1/2" 22mm x 3/4"

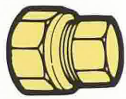
* Not Kitemarked

WALL PLATE FITTINGS	Brass	DZR* (Prefix DR)	Chromium Plated Brass (Suffix CP)
 <p>54X Tee with Bracket Copper x female iron branch</p>	15mm x 1/2"		
 <p>57X Bibtap Wall Flange (3 hole) Copper x female iron</p>	15mm x 1/2"		
 <p>58X Bibtap Wall Flange (2 hole) Copper x female iron</p>	15mm x 1/2" 22mm x 3/4"	15mm x 1/2"	15mm x 1/2" 22mm x 3/4"
REDUCERS			
 <p>102/3/4 Reducing Set* For reducing 'Type A' ends to accept smaller pipe</p>	10 x 8mm 35 x 22mm 12 x 10mm 35 x 28mm 15 x 8mm 42 x 15mm 15 x 10mm 42 x 18mm 15 x 12mm 42 x 22mm 18 x 10mm 42 x 28mm 18 x 12mm 42 x 35mm 18 x 15mm 54 x 15mm 22 x 15mm 54 x 18mm 22 x 18mm 54 x 22mm 28 x 15mm 54 x 28mm 28 x 22mm 54 x 35mm 35 x 15mm 54 x 42mm	22 x 15mm 28 x 15mm 28 x 22mm	22 x 15mm
SUNDRIES			
 <p>37A Blanking Off Disc*</p>	15mm 22mm 28mm		
 <p>103 Brass Cone* For Type A joints</p>	6mm 22mm 8mm 28mm 10mm 35mm 12mm 42mm 15mm 54mm 18mm		
 <p>C103 Copper Cone* For Type A joints</p>	8mm 35mm 10mm 42mm 12mm 54mm 15mm 3/4" 22mm 28mm		
 <p>105 Type A Capnut For Type A joints</p>	8mm 28mm 10mm 35mm 12mm 42mm 15mm 54mm 18mm 22mm	15mm 22mm 28mm 35mm 42mm 54mm	8mm 22mm 10mm 28mm 12mm 35mm 15mm
 <p>114 Spanner* For 15mm octagonal capnut</p>	15mm		

* Not Kitemarked

8 PL COMPRESSION FITTINGS FOR POLYETHYLENE PIPE

STOP ENDS



PL37

Stop End
Polyethylene x blank end

20mm
25mm

STRAIGHT COUPLINGS



PL40

Straight Coupling
Polyethylene x polyethylene

20mm
25mm



PL40

Straight Coupling
Metric polyethylene x
Imperial polyethylene

20mm x 1/2"
25mm x 3/4"



PL40A

Straight Coupling
Polyethylene x copper

20 x 15mm
25 x 15mm
25 x 22mm
32 x 28mm
3/8" x 15mm

ELBOWS




PL44

Elbow
Polyethylene x polyethylene

20mm
25mm

TEES

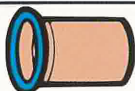


PL50

Equal Tee
All ends for polyethylene

20mm
25mm

IMPERIAL STIFFENERS




PL108

Stiffeners C Class (blue)
For use with imperial pipe to BS 1972

3/8"
1/2"
3/4"
1"

METRIC STIFFENERS



PL113

Stiffener for MDPE

20mm
25mm
32mm
50mm
63mm

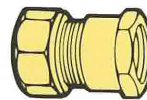
CAPNUTS



PL105

Capnuts
For Prestex PL

20mm
25mm
32mm
50mm
63mm



PL41

Straight Coupling
Polyethylene x female iron

20mm x 1/2"
25mm x 1/2"
25mm x 3/4"



PL42

Straight Coupling
Polyethylene x male iron

20mm x 1/2"
25mm x 3/4"

WALL PLATE FITTINGS



PL58X

Bibtap Wall Flange
(2 hole)
Polyethylene x female iron

20mm x 1/2"
25mm x 3/4"

ADAPTORS

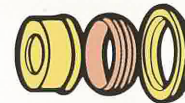


PL31

Adaptor
Polyethylene x plain tail for copper

25 x 15mm

REDUCERS



PL102/3/4

Reducing Set
For reducing polyethylene ends
to accept smaller polyethylene pipe

25 x 20mm

SUNDRIES



PL103

Cone
For Prestex PL

20mm 3/8"
25mm 1/2"
32mm 3/4"
50mm 1"
63mm